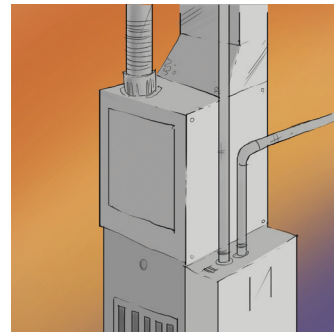


# HOME SAFETY CHECKLIST

This Home Safety Checklist will help you and your family better understand how to safely use natural gas in your home. Never investigate around appliances without adult supervision.

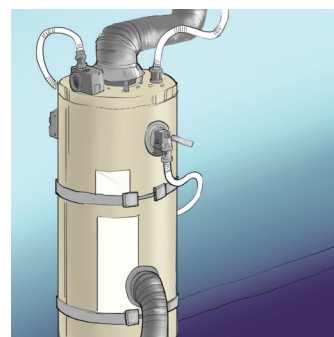
## Furnace

1. What type of energy is used to heat your home?  
 Natural gas     Electricity     Other \_\_\_\_\_
2. Is the area around the furnace clean and pipes free from hanging objects?  
 Yes     No     Not Applicable
3. Is the filter in the furnace clean?  
 Yes     No     Not Applicable




## Water Heater

4. What type of energy is used to heat the water in your home?  
 Natural gas     Electricity     Solar     Other \_\_\_\_\_
5. At what temperature is your water heater set? \_\_\_\_\_  
It should be at 120 F (49 C).
6. Is the area around the water heater clean?  
 Yes     No
7. Do you always turn on cold water first and then hot to make warm water?  
 Yes     No



## Stove

8. What type of energy is used to operate your stove?  
 Natural gas     Electricity     Propane     Other
9. Is the flame on the stove blue?  
 Yes     No     Not Applicable  
If not, a service person should be contacted.
10. Are the stove pans clean?  
 Yes     No
11. When an adult is cooking, does the size of the flame or electrical element match the size of the pan?  
 Yes     No



## Fire Extinguisher/Home Fire Sprinkler System

12. If you do not have a fire sprinkler system, how many fire extinguishers are in your home? \_\_\_\_\_
13. Where are they located? \_\_\_\_\_



## Ventilation

14. Do all natural gas appliances have a constant supply of oxygen?  
 Yes     No     Not Applicable
15. Do you use portable grills outside only, not indoors or in the garage?  
 Yes     No     Not Applicable
16. Is there proper ventilation when using wood burning stoves or fireplaces indoors?  
 Yes     No     Not Applicable
17. Do adults operate the car away from an enclosed area and never in the garage with the door closed?  
 Yes     No     Not Applicable

# HOME SAFETY CHECKLIST

18. Is your home equipped with a carbon monoxide detector and smoke alarms?  
 Yes     No

## Flammable Vapors

19. Are there aerosol cans, paint or flammable substances near any natural gas appliances?  
 Yes     No     Not Applicable

## Digging on Your Property

20. Before digging a hole on your property (e.g. fence posts, mailboxes, planting trees) do you call 811 so that pipeline locations will be marked?  
 Yes     No

## Playing Safe

21. Do you play away from any natural gas equipment, including pipes and meters?  
 Yes     No

## Natural Gas Odor

22. Do you and your family know what to do if you smell natural gas odorant (mercaptan) in your home?  
 Yes     No
23. Do you have the phone number of your local gas company nearby?  
 Yes     No



**Know what's below.  
Call before you dig.**



**If you answered NO to any questions on this checklist, think about what your family can do to change those answers to YES and take action now! Follow the recommendations listed below to help you be energy safe.**

## Appliance Safety Recommendations

- Follow manufacturer's instructions for installation and maintenance of natural gas appliances.
- Contact a certified natural gas appliance contractor:
  - o To perform routine maintenance on appliances to keep them clean and in proper working order.
  - o If a natural gas flame is not blue.
  - o If a pilot light will not light.
  - o If you need to move your natural gas appliances.
- Clean or change filters on furnaces and dryers regularly.
- Keep the stove clean and free of dirt and grease.
- Match the size of the natural gas flame or heating element to the pan size when cooking on the stove.
- When lighting a flame, always strike the match first, then turn on the natural gas.
- Keep flammable items like paint, solvents, cloth and paper away from natural gas appliances.
- Provide proper ventilation in areas around furnaces, water heaters, dryers and stoves, etc.
- Make sure all vents and chimneys are clean and working properly.
- Recognize the natural gas odorant mercaptan.
- Make sure your home has carbon monoxide and smoke detectors as well as fire extinguishers (or sprinklers).
- Check the temperature setting on the water heater. It should be set at 120 F (49 C).
- Make sure outside natural gas equipment is free of snow and ice in inclement weather.
- Use portable grills outdoors only.
- Call 811 before digging in the yard.